

Product data sheet

Specifications



Thermal overload relay, Easy TeSys DPER, 12-18A, class 10

DPER21

Product availability: Stock - Normally stocked in distribution facility

Price*: 28.75 USD

Main

Range	Easy TeSys
Product name	Easy TeSys DPER
Product or Component Type	Thermal overload relay
Device short name	DPER
Relay application	Overload protection
Product compatibility	Contactors DPE09-38
Thermal protection adjustment range	12...18 A
Thermal overload class	Class 10 IEC 60947-4-1
[UI] rated insulation voltage	Power circuit 600 V cUL Power circuit 690 V IEC 60947-4-1

Complementary

Network type	DC AC
Network Frequency	0...400 Hz
Auxiliary contact composition	1 NO + 1 NC
[Ith] conventional free air thermal current	5 A signalling circuit
Permissible current	1.5 A 240 V AC-15 signalling circuit 0.1 A 250 V DC-13 signalling circuit
Phase failure sensitivity	Tripping current 130 % of Ir on two phase, the last one at 0
Tripping threshold	1.14 +/- 0.06 Ir IEC 60947-4-1
Protection type	BS fuse 5 A - control circuit GB2 circuit breaker 5 A - control circuit GG fuse 5 A - control circuit
[Ue] rated operational voltage	690 V AC 0...400 Hz power circuit IEC 60947-4-1
[Uimp] rated impulse withstand voltage	6 kV
Surge withstand	6 kV IEC 60801-5
Dielectric strength	1.89 kV 50 Hz IEC 60947-1
Control type	Red push-button stop Blue push-button reset
Mounting support	Separate, with specific accessories Under contactor

Price is "List Price" and may be subject to a trade discount – check with your local distributor or retailer for actual price.

Connections - terminals	Control circuit screw clamp terminals 2 0.002...0.004 in ² (1...2.5 mm ²) flexible without cable end Control circuit screw clamp terminals 2 0.002...0.004 in ² (1...2.5 mm ²) flexible with cable end Control circuit screw clamp terminals 2 0.002...0.004 in ² (1...2.5 mm ²) solid without cable end Power circuit screw clamp terminals 1 0.002...0.009 in ² (1.5...6 mm ²) flexible without cable end Power circuit screw clamp terminals 1 0.002...0.006 in ² (1...4 mm ²) flexible with cable end Power circuit screw clamp terminals 1 0.002...0.009 in ² (1...6 mm ²) solid without cable end
Tightening torque	Control circuit 15.05 lbf.in (1.7 N.m) screw clamp terminals Power circuit 22.1 lbf.in (2.5 N.m) screw clamp terminals
Height	2.6 in (66 mm)
Width	1.8 in (45 mm)
Depth	2.8 in (70 mm)
Net Weight	0.273 lb(US) (0.124 kg)

Environment

IP degree of protection	IP20 conforming to IEC 60529
Protective treatment	TH IEC 60068
Temperature compensation	-4...140 °F (-20...60 °C)
Ambient air temperature for operation	-4...140 °F (-20...60 °C) without derating IEC 60947-4-1
Ambient Air Temperature for Storage	-76...158 °F (-60...70 °C)
Shock resistance	15 gn 11 ms IEC 60068-2-7
Vibration resistance	6 gn on plate IEC 60068-2-6
Standards	EN/IEC 60947-4-1 EN/IEC 60947-5-1 UL 60947-4-1 UL 60947-5-1 CUL
Product Certifications	cUL

Ordering and shipping details

Category	US10I1322363
Discount Schedule	0113
GTIN	3606485332451
Returnability	Yes
Country of origin	FR

Packing Units

Unit Type of Package 1	PCE
Number of Units in Package 1	1
Package 1 Height	1.97 in (5.0 cm)
Package 1 Width	3.07 in (7.8 cm)
Package 1 Length	3.46 in (8.8 cm)
Package 1 Weight	5.2 oz (147.0 g)
Unit Type of Package 2	S02

Number of Units in Package 2	24
Package 2 Height	5.91 in (15.0 cm)
Package 2 Width	11.81 in (30.0 cm)
Package 2 Length	15.75 in (40.0 cm)
Package 2 Weight	8.470 lb(US) (3.842 kg)
Unit Type of Package 3	P06
Number of Units in Package 3	384
Package 3 Height	30.31 in (77.0 cm)
Package 3 Width	23.62 in (60.0 cm)
Package 3 Length	31.50 in (80.0 cm)
Package 3 Weight	159.236 lb(US) (72.228 kg)

Environmental Data

Schneider Electric aims to achieve Net Zero status by 2050 through supply chain partnerships, lower impact materials, and circularity via our ongoing “Use Better, Use Longer, Use Again” campaign to extend product lifetimes and recyclability.

[Environmental Data explained >](#)

[How we assess product sustainability >](#)

Environmental footprint

Carbon footprint (kg CO2 eq, Total Life cycle)	13
--	----

Environmental Disclosure	Product Environmental Profile
--------------------------	---

Use Better

Materials and Substances

Packaging made with recycled cardboard	Yes
--	-----

Packaging without single use plastic	Yes
--------------------------------------	-----

EU RoHS Directive	Compliant
-----------------------------------	-----------


SCIP Number	224fb0ea-2bc1-482e-b6b4-c1bdd9779659
-------------	--------------------------------------

REACH Regulation	REACH Declaration
------------------	-----------------------------------

China RoHS Regulation	China RoHS declaration
-----------------------	--

California proposition 65	WARNING: This product can expose you to chemicals including: Lead and lead compounds, which is known to the State of California to cause cancer and birth defects or other reproductive harm. For more information go to www.P65Warnings.ca.gov
---------------------------	--

Use Again

 **Repack and remanufacture**

Circularity Profile

[End of Life Information](#)

Take-back

No

Offer Marketing Illustration

Product benefits / Features



The image shows a Schneider Easy TeSys Thermal Overload Relay. It is a dark grey rectangular device with three orange terminal studs on top. The front panel features a 'STOP' button, a 'RESET' button, and a 'TRIP' indicator. The text 'Easy TeSys Protect' and 'Schneider Electric' is visible on the top left of the device. Below the device, there are three terminal blocks labeled '2h', '4h', and '6h'.

Easy TeSys Thermal Overload Relays

Technical Benefits

- Protecting A.C. circuits and motors from overloads, phase failure, long starting times, and prolonged stalled rotor conditions.
- Include automatic compensation for ambient temperature variations.
- 4 width sizes available to cover all ratings; from 45 mm (up to 38 A) to 242 mm (up to 630 A)
- Compensated relays with manual or automatic reset and relay trip indicator
- Terminal block for separate mounting

Offer Marketing Illustration

Product benefits / Features



Easy TeSys Thermal Overload Relays
Range Accessories

Contact blocks

Auxiliary contact

Mounting accessories

Manual starter enclosure

Manual starter padlocking

The image displays a collection of accessories for Easy TeSys Thermal Overload Relays. At the top left, a main relay unit is shown against a green background. Below it, various accessories are arranged in rows. The first row includes 'Contact blocks' and an 'Auxiliary contact'. The second row features 'Mounting accessories', 'Manual starter enclosure' (two units), and 'Manual starter padlocking' (two units).

Offer Marketing Illustration

Product benefits / Features

Easy TeSys Thermal Overload Relays



Designed for the essential

Delivers the best balance between performance and budget without any compromise on quality



Easy choice and application

Easier to install, order and understand, and operate with multi-standard screws




Extended flexibility



Larger number of solutions covered with an extended product range



Image of product / Alternate images

Alternative





Technical Illustration

Assembly's dimensions

